



Co-funded by the
Erasmus+ Programme
of the European Union



SUMMER SCHOOL

GENOA 24-28 JULY 2023

Funded by the European Union. Views and opinions expressed are however those of the author(s) only and do not necessarily reflect those of the European Union or the European Education and Culture Executive Agency (EACEA). Neither the European Union nor EACEA can be held responsible for them.

Activating Peer Resources in Complex Situations

Mara Morelli – Università degli Studi di Genova –
Dipartimento di Scienze della Formazione
mara.morelli@unige.it

Group of Peers: A complex conception

A group where communicative dynamics based on sharing experiences, opinions, ideas, feedback, and feelings are favoured.

A group of people who are united by some relevant aspect, such as: interests, socio-personal conditions, experiences, etc.

A group favoring the possibility that individual members have to take a perspective that is external to their own, as well as allowing the development of social skills.

A modest proposal (from the Intellectual Output 4 - Handbook of the Cooperatively Transmediate Project – aCT)

https://act.unige.it/sites/act.unige.it/files/2022-03/aCT%20IO4%20Handbook-Manual_0.pdf

“Peer” community or group (or aiming at building **equality dynamics**) implies a new effort highlighted by different types of resistances that are carried out during interactions. Meeting the other in a community and peer mediation process supposes a **reflective approach** that **deconstructs some of the typical relational dynamics** that everyone reproduces in order to facilitate a kind of relationship that goes beyond borders that “separate” people and things (IO4: 2022, 36).

Who do we usually consider peers..?

Our
colleagues?

Our
family/friends?

Our
compatriots?

The activity of Peers in complex settings

Schools

Educational Systems, beyond Schools,
although starting from High Schools
In Collaboration with UniGe

Healthcare

Prisons

A solid pink background with a faint, stylized leaf pattern in the upper left corner.

Your experience?

- Let's share!

Our experience

Prisons: starting from a Peer Mediation experience in Mexico, Hermosillo (Sonora State) at the Social Reintegration Centre CERESO 1, adjusted and 'exported' to Italy (Genoese prisons and Milan Bollate).



Our experience


Universities: in collaboration with civil society organisation, primarily a Jesuit Social Work in Genoa, San Marcellino.

Peer and community mediation as a didactic methodology.

<https://act.unige.it/en/Progetto>



And what about
Communities?...



Feeling part of a community (1)?

The activity consists of looking at a set of photos and reflecting on the following points:

Which photo, for you, best represents the idea of community? Justify your choice (**10 minutes**) by sharing as a group.

According to your choice, try to explain your concept of community through a definition. Then, within the group, try to come up with a shared definition (**10 minutes**).

From Intellectual Output 2 Community and Peer Mediation Course
Cooperatively Transmediate Project
<https://ipb-mediacion.herokuapp.com/curso>

()



Feeling part of a community (2)?

Think about which community(ies) you belong to and write them down on a sheet of paper/computer/tablet **(10 minutes individually)**.

What is it that links you to these communities?

How have you/have you been involved in these communities?

What is your level of involvement in these communities?


What contribution do you feel you make to these communities?

If you do not belong/do not feel you belong to any community, try to explain why.

Group sharing (10 minutes).

Sharing all together, also with your own photo/image

How can we do it?





Your ideas and
proposals

Matching three concepts:
Community, Peer and Mediation

Cooperatively Transmediate

[Erasmus+ Project](#)

Coordinated by the University of Genoa

[Outputs 1 & 2](#) include some materials in English. Spanish is the main language.


[Output 4](#) is a bilingual (Spanish and English) version and includes three potentially interesting chapters for you: Plurilingualism and Multilingualism (pp. 18-35), Peer Groups (pp. 36-52), Reflexivity (pp. 53-68).



Keeping in touch

mara.morelli@unige.it

Grazie!

The word 'Grazie!' is written in a black, cursive script. To its left, there are three yellow dashed lines forming a partial arc. Below the word, there are several brown ink splatters of varying sizes.

Дякую!

The word 'Дякую!' is written in a white, cursive script with a thick white outline. It is set against a light gray circular background that is partially visible at the bottom right of the slide.